

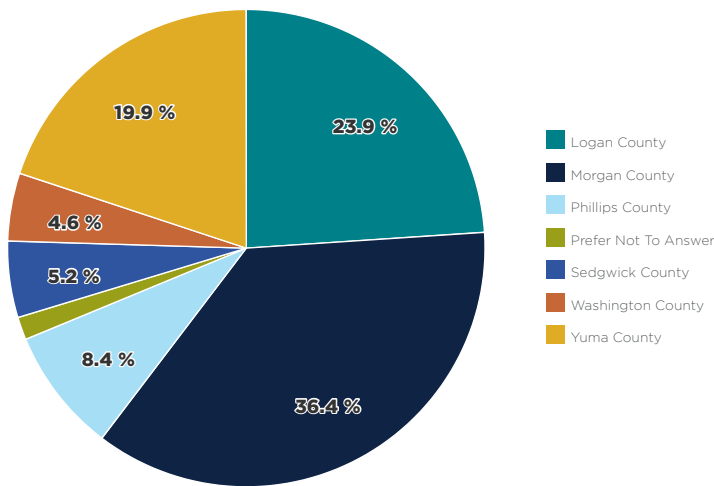
Community Health Survey Report

The Northeast Colorado Health Department conducted a Community Health Survey using a platform called Alchemer. The Survey was open from September 9, 2022, until January 13th, 2023. It was available to residents in English, Spanish, and Somali. The survey consisted of a number of multiple choice and fill in the blank questions pertaining to physical, behavioral, and environmental health. Community members who completed the survey were given the option to participate in a weekly gift card drawing as a participation incentive.

There were 526 total recorded responses to the community health survey when filtering out respondents who did not report being from NCHD's health district. The findings represented below reflect the data gathered and analyzed from this survey.

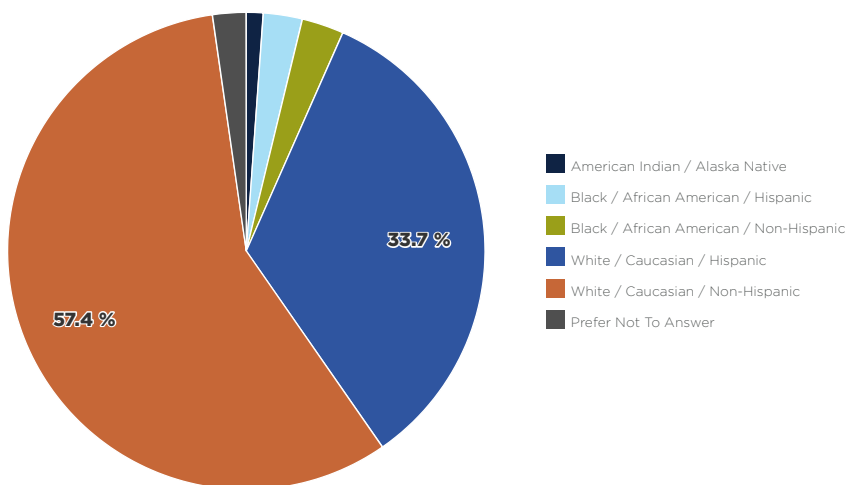
Demographics of Respondents

Distribution of Respondents by County



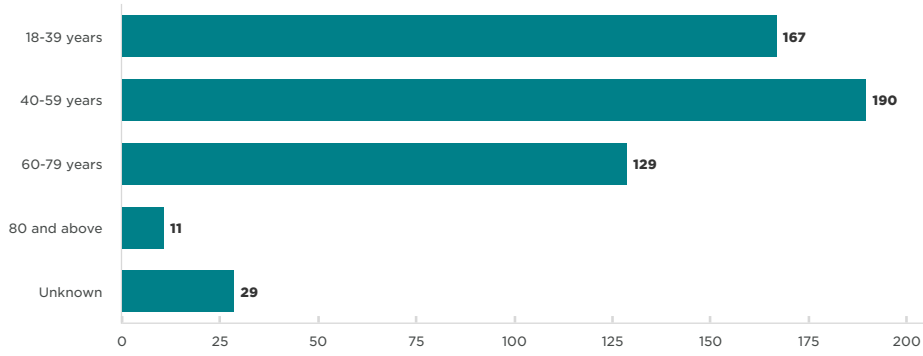
By hovering your mouse over the percentages represented in this pie chart you can view the data in the form of counts.

Distribution of Respondents by Race



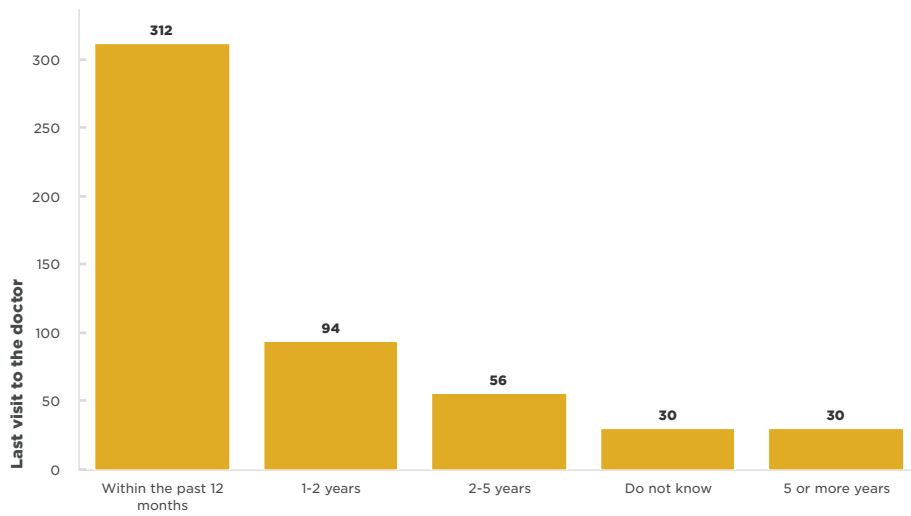
If responses for a given category were less than 5 they were excluded from the data for confidentiality purposes. By hovering your mouse over the percentages represented in this pie chart you can view the data in the form of counts.

Distribution of Respondents by Age

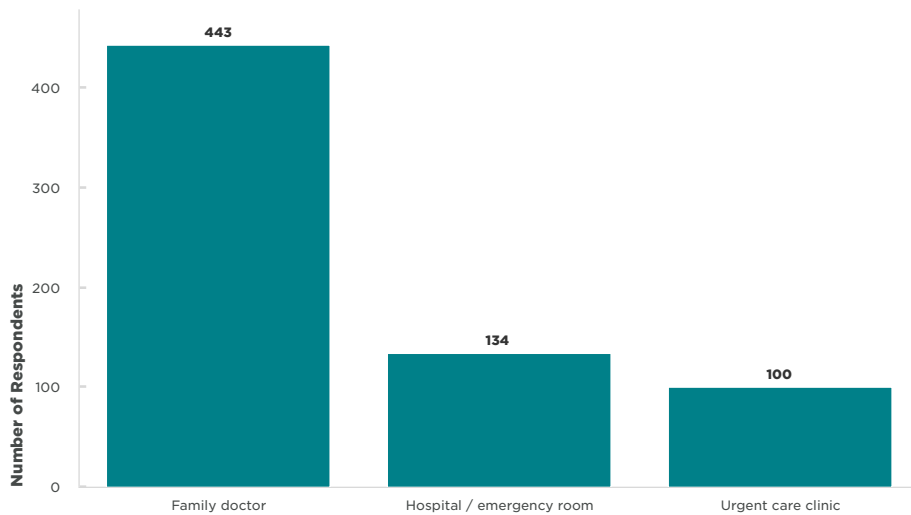


Healthy Lifestyle and Behaviors

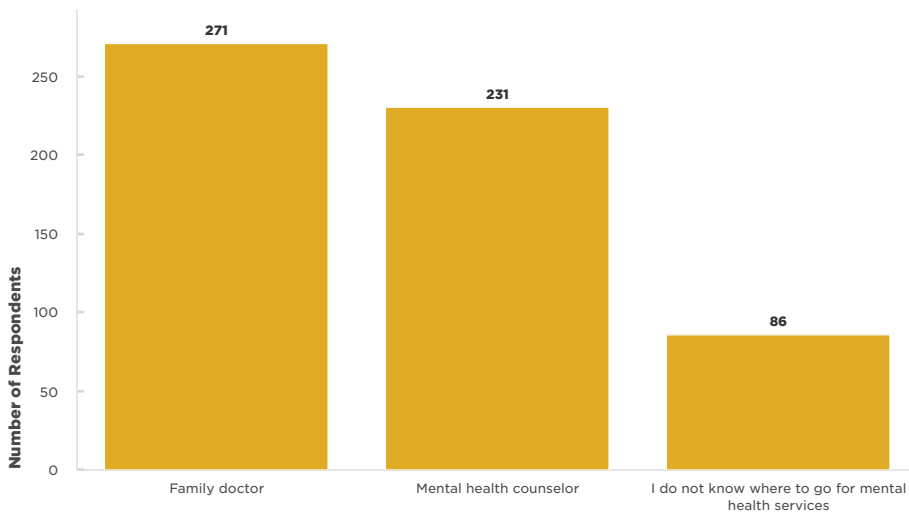
How long has it been since your last visit to the doctor for a wellness exam or routine check-up?



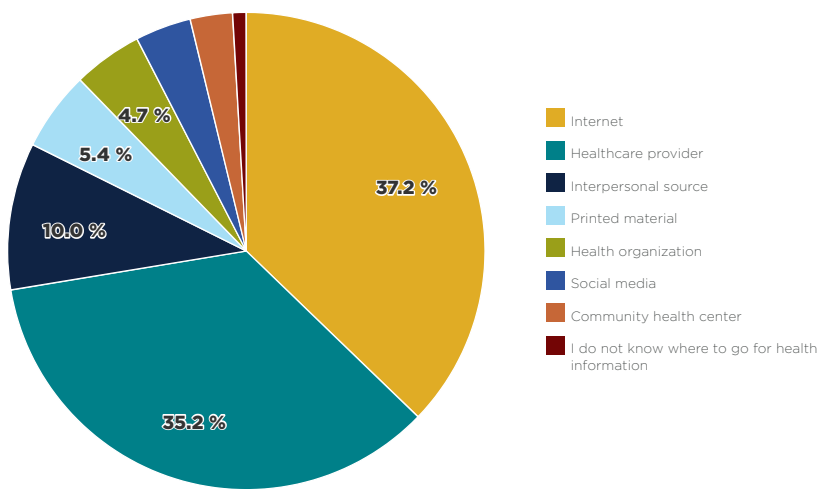
When you or someone in your family is sick, where do you go for healthcare?



If someone in your family needed mental health services, where would you go for care?

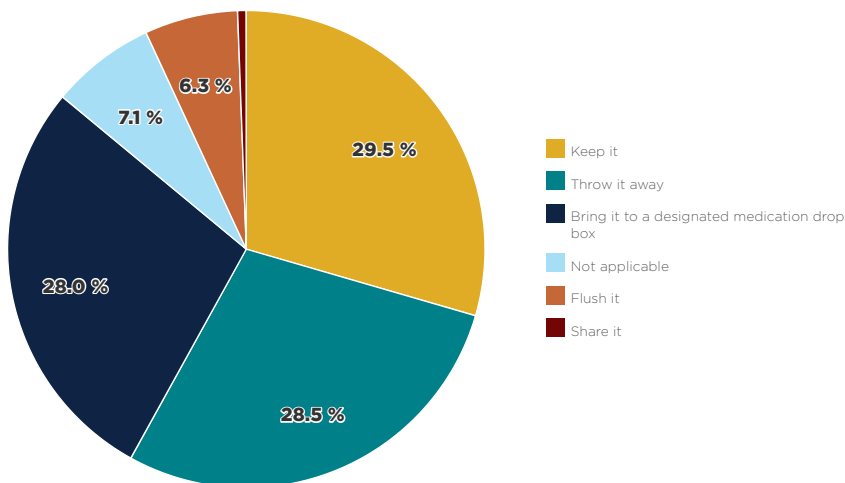


The most recent time you wanted health information, where did you go first?



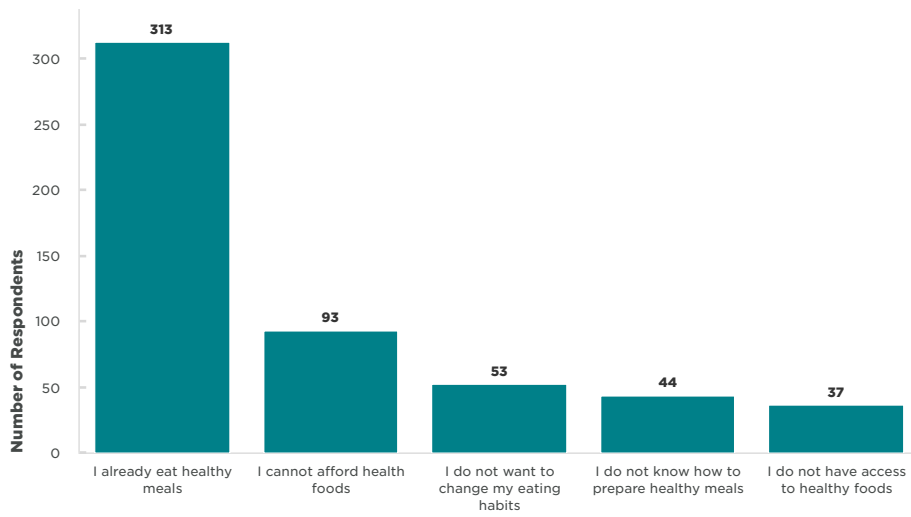
By hovering your mouse over the percentages represented in this pie chart you can view the data in the form of counts.

What do you do with unused prescription medication?

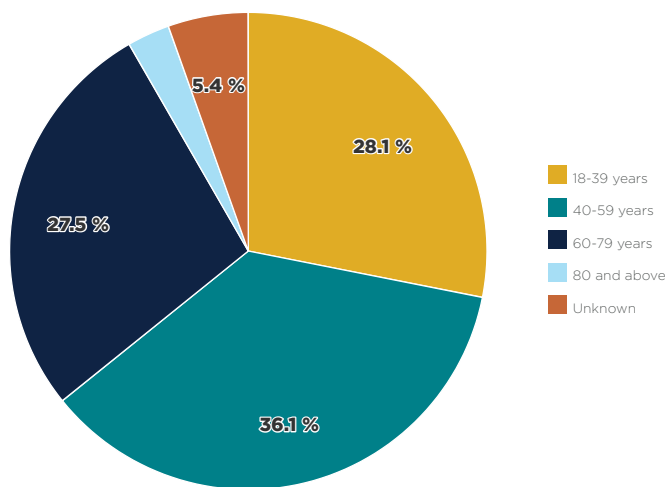


By hovering your mouse over the percentages represented in this pie chart you can view the data in the form of counts.

What prevents you from eating healthy, balanced meals?



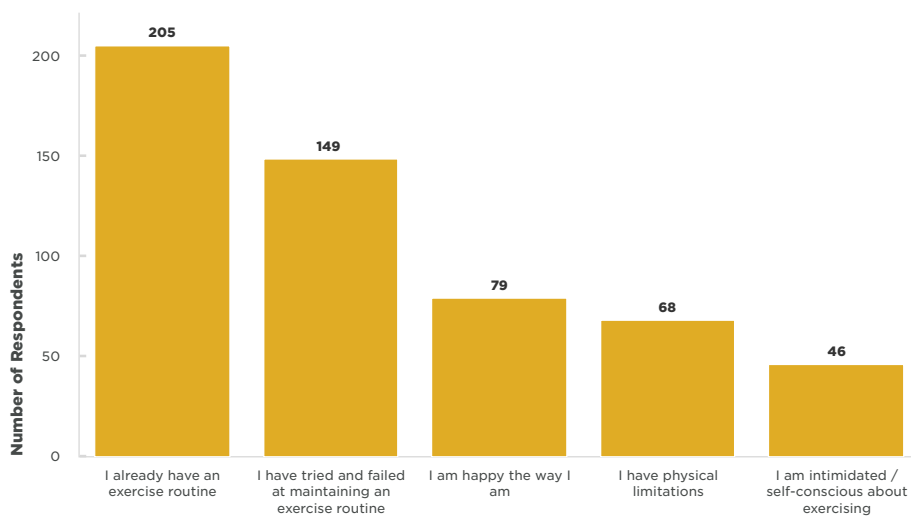
Ages of Those Who Already Eat Healthy Meals



By hovering your mouse over the percentages represented in this pie chart you can view the data in the form of counts.

- Of those who reported already eating healthily, the highest percent (36.10%) was among the 40-59 age group

What prevents you from participating in physical activity outside of work obligations and daily tasks?

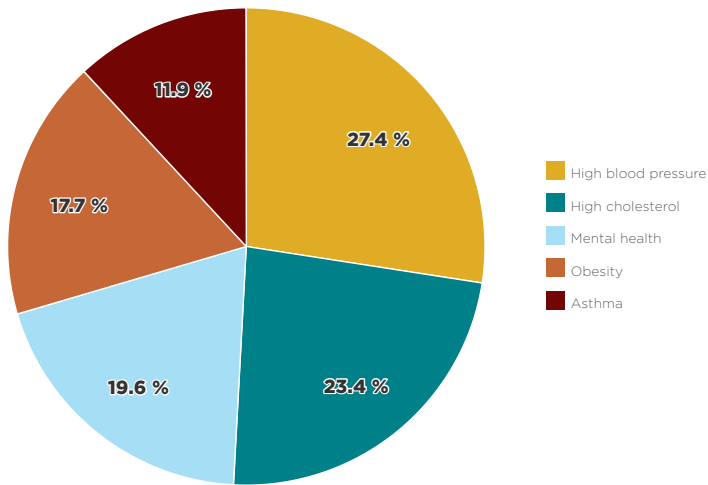


- The majority of respondents (32.23%) said they already had an exercise routine, the next highest category (23.43%) said they have tried and failed at maintaining an exercise routine
- Of those who already had an exercise routine, the highest percentage (39.51%) was among the 40-59 age group

- Of those who had tried and failed to maintain an exercise routine, the highest percentage (41.61%) was among the 40-59 age group

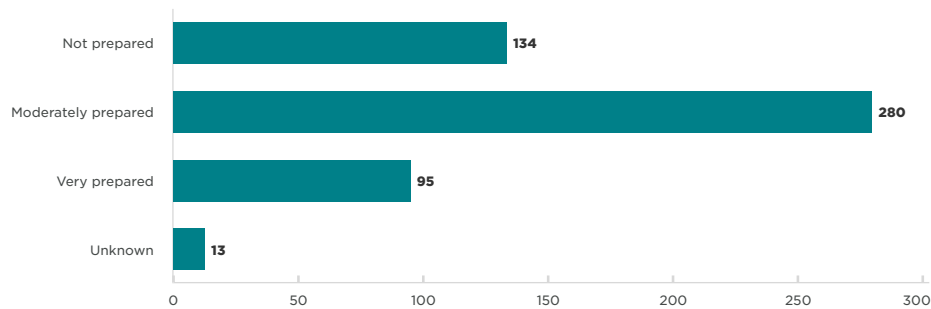
Key Findings

Top 5 Diagnosed Health Issues Among Respondents

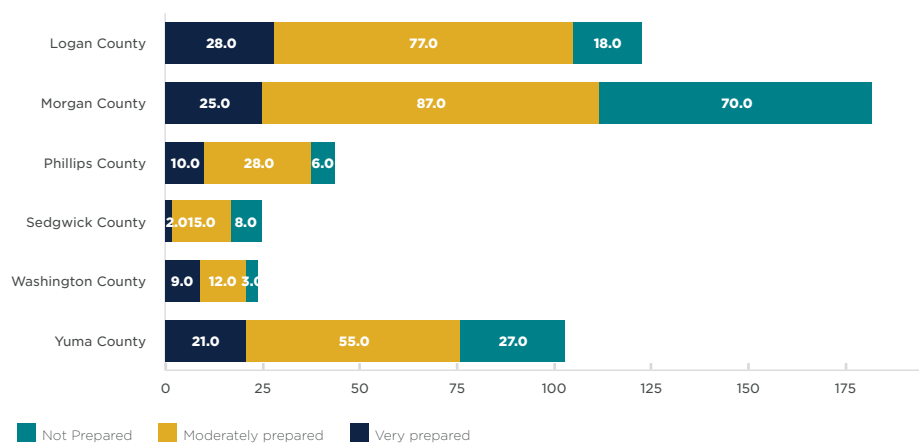


By hovering your mouse over the percentages represented in this pie chart you can view the data in the form of counts.

How prepared do you feel you, your family, and others are to deal with a disaster or emergency?



Respondents Perceived Emergency Preparedness By County



What do you think are the most important features of a "Healthy Community"?

Across the district the top 3 were listed as:

- Low crime / safe neighborhoods
- Access to health and mental health services
- Affordable housing

What do you think are the most important health issues in your community?

Across the district the top 3 were listed as:

- Mental health (depression, anxiety, traumatic experience)
- Chronic health conditions (heart disease, cancer, diabetes, respiratory issues)
- Obesity / excess weight

By county, the top 3 health issues were listed as:

Logan

- Mental health
- Chronic health conditions
- Obesity / excess weight

Morgan

- Mental health
- Chronic health conditions
- Obesity / excess weight

Phillips

- Mental health
- Chronic health conditions
- Obesity / excess weight

Sedgwick

- Mental health
- Chronic health conditions
- Obesity / excess weight

Washington

- Mental health
- Chronic health conditions
- Child abuse / neglect

Yuma

- Mental health
- Chronic health conditions
- Obesity / excess weight

Which of the following statements about the community where you live concern you the most?

Across the district the top 3 concerns were listed as:

- Inaccessible transportation / buildings for people with disabilities
- Inadequate recreation facilities
- (1) Inadequate sidewalks in my community, (2) high crime rate, and (3) community is too remote were all tied for third place

By county, the top 3 concerns were listed as:

Logan

- High crime rate
- Inadequate sidewalks in my community
- Unattended dogs in my community

Morgan

- Inaccessible transportation / buildings for people with disabilities
- Inadequate recreation facilities
- High crime rate

Phillips

- Inadequate recreation facilities
- Inaccessible transportation / buildings for people with disabilities
- My community is too remote to offer adequate choices for me to be active

Sedgwick

- Inadequate recreation facilities
- Inaccessible transportation / buildings for people with disabilities
- Inadequate sidewalks in my community

Washington

- My community is too remote to offer adequate choices for me to active
- Inaccessible transportation / buildings for people with disabilities
- Inadequate recreation facilities

Yuma

- Inadequate sidewalks in my community
- Unattended dogs in my community
- Inaccessible transportation / buildings for people with disabilities

Which of the following environmental health issues in the city, town, or rural area where you live concern you the most?

Across the district the top 3 concerns were listed as:

- Not enough options to recycle
- Roaming or stray animals
- Unclean water for drinking

What were the top 3 issues you faced during the COVID-19 pandemic?

Across the district the top 3 issues were listed as:

- Paying bills (medical or other)
- Access to food (affording groceries, getting SNAP benefits, feeding family or loved ones)
- Housing (paying rent, facing eviction, foreclosure, maintenance)

Northeast Colorado Health Department

For more information about the work we're doing in our community or to contact us, please visit [our website](#).